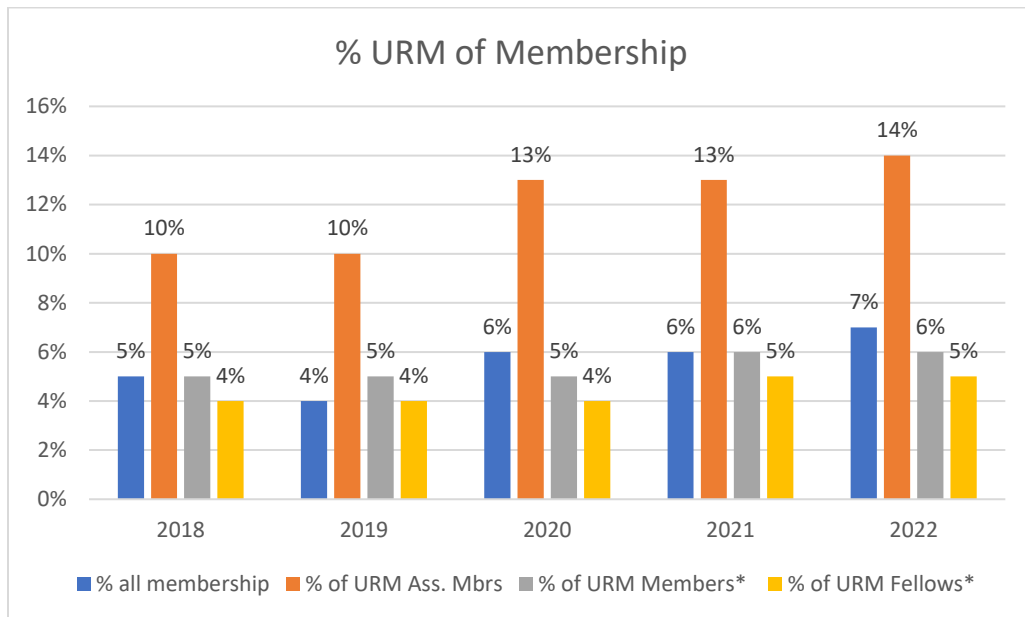


2022 ACNP Under-Represented Minority Statistics

The following information updates some key data for under-represented minorities in the College:

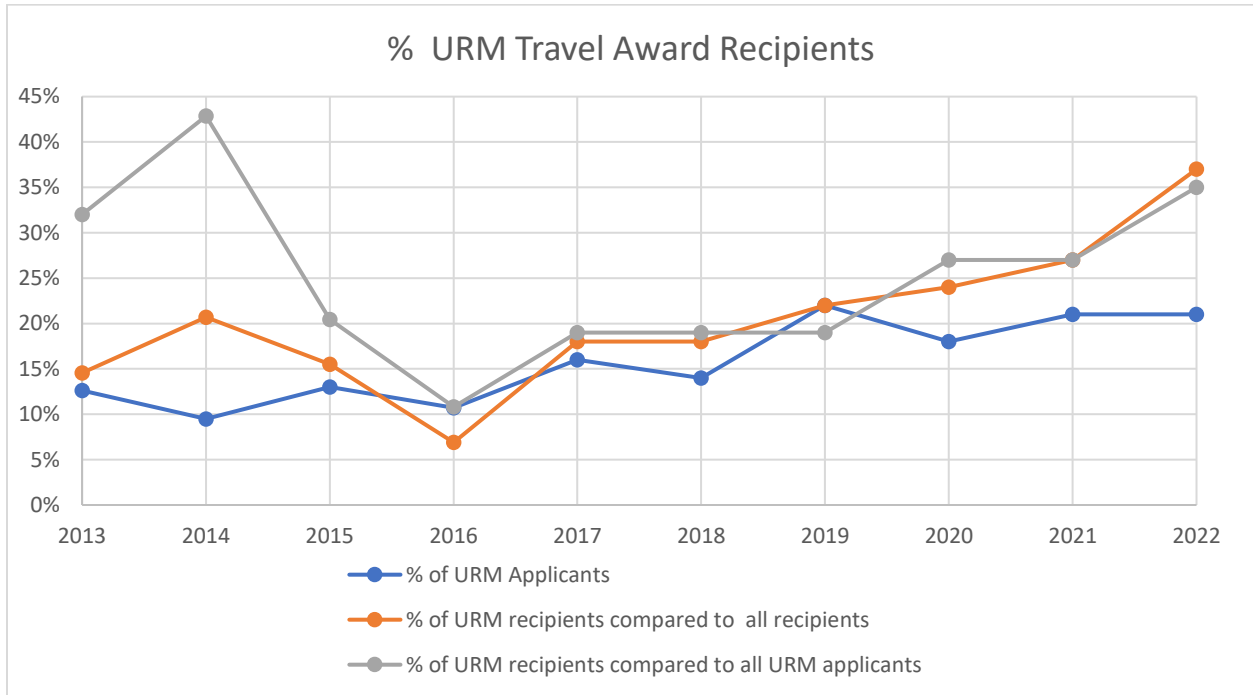
Membership Numbers:

- From 2018 to 2022 the number of URM members has increased from 5% to 7%.
- The percentage of URM Associate Members in relation to total associate membership has ranged from 10% to 14% over the past five years.
- Of the 436 full Members and Members Emeritus, 26 (6%) are URMs. The percentage of URM full Members has increased from 2018 to 2021 but has remained the same between 2021 and 2022.
- Of the 672 Fellows and Fellow Emeritus, 34 (5%) are URMs. The percentage of URM Fellows has increased from 2018 to 2021 but has remained the same between 2021 and 2022.



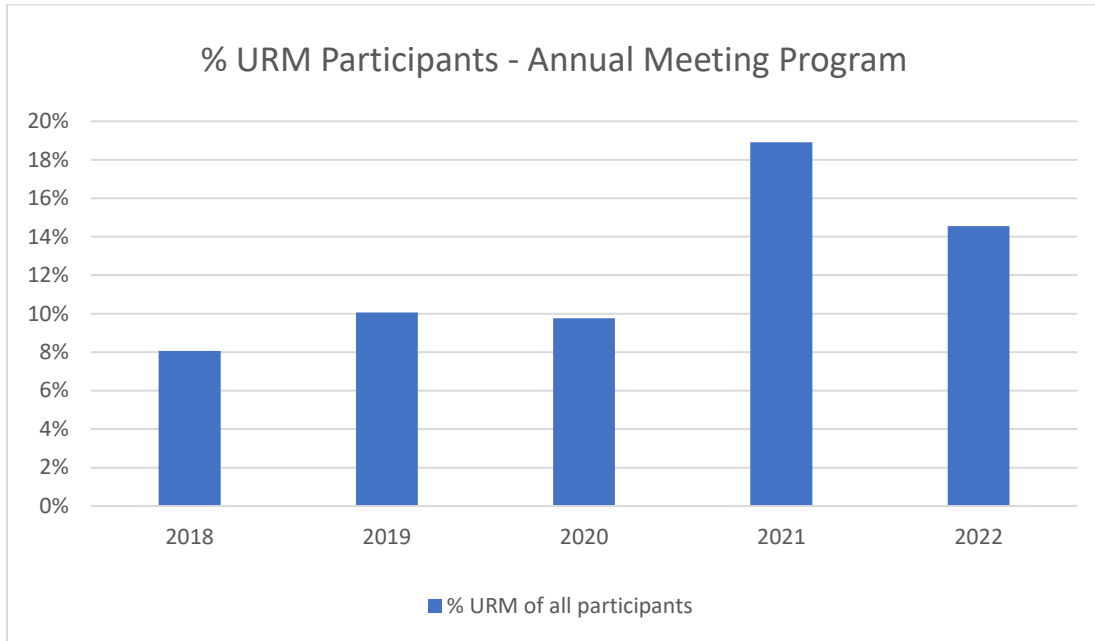
Travel Awardee Data:

- Over the past 5 years, the number of URM travel award applicants has increased from 52 to 63 for a total increase of 11 applications.
- The number of URM applicants who received a travel award has also increased. 12 (23%) of 52 applicants received a travel award in 2018 while 22 (37%) of 63 applicants received an award in 2022.



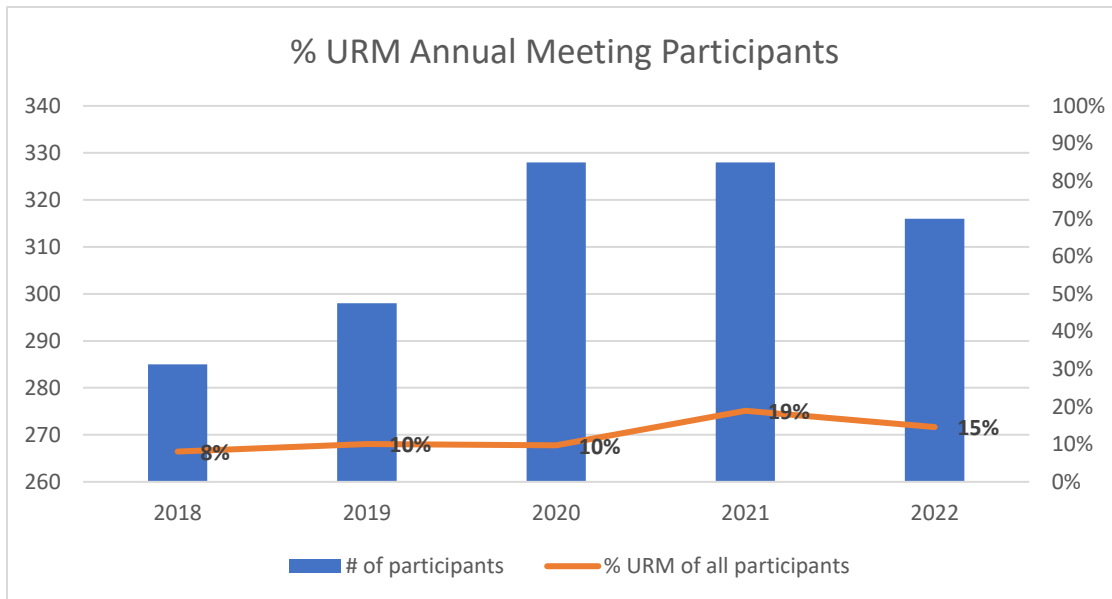
URM Speakers in the Annual Meeting:

- The number of URM speakers in the annual meeting has increased from 23 in 2018 to 57 in 2022.
- That is an increase from 8% to 15%; URM speakers as a % of all speakers.



Annual Meeting Presenters:

- The number of URM annual meeting presenters has ranged from 8% in 2018 to 15% in 2022.
- Of the (46) URM participants in 2022, there are (22) African American, (17) Hispanic, (0) Pacific Islander and (2) Native American. and (5) White/Hispanic.



URM Membership Applications:

- URM applications for associate membership continue to be higher than URM applications for full membership. Between 2016 and 2022, URM applications for associate membership range from 6% to 13% of all applications received for associate membership. During the same period, applications for full membership ranged from 2% in 2019 to a high of 12% in 2022.
- From 2016 to 2022, the acceptance rate of URM applicants into associate membership averages 79%. The overall associate membership acceptance rate averages 57%. The acceptance rate for URM applicants into full membership averages 81%. The overall membership acceptance rate averages 63%.

