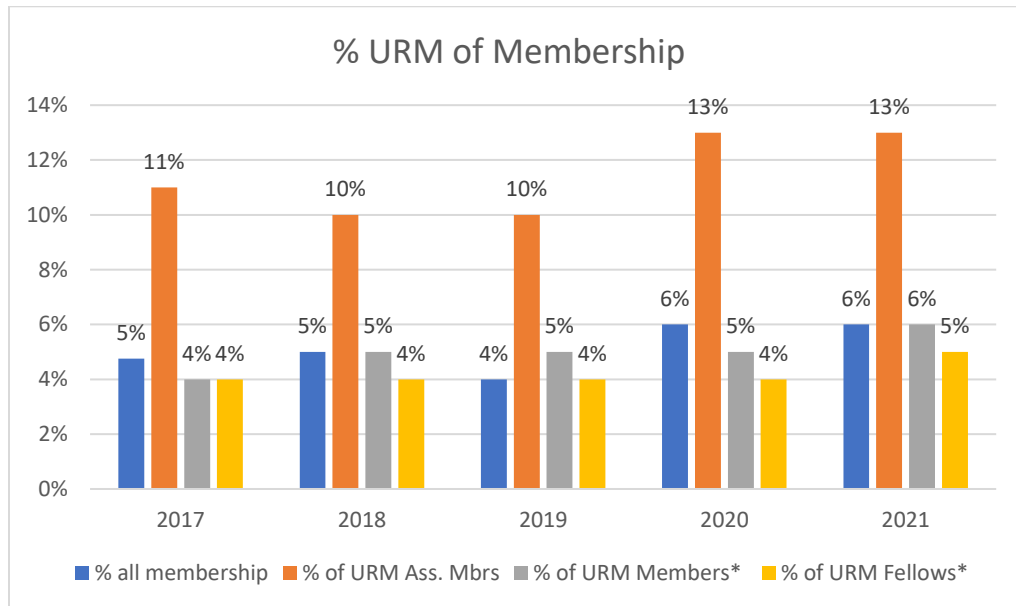


2021 ACNP Under-Represented Minority Statistics

The following information updates some key data for under-represented minorities in the College:

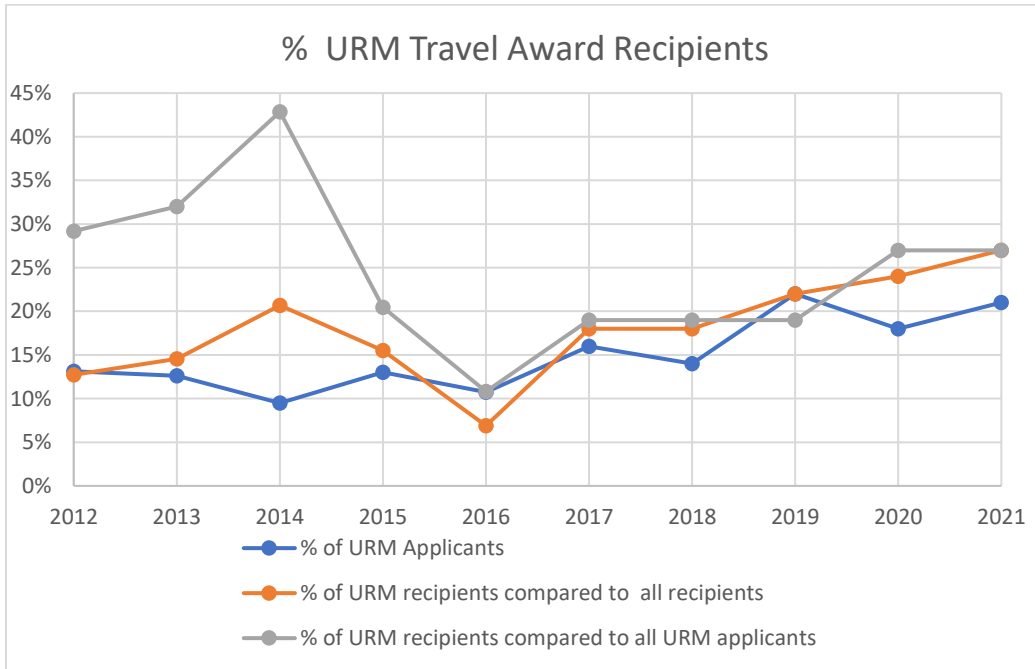
Membership Numbers:

- From 2017 to 2021 the number of URM members has increased from 4% to 6% of our total membership.
- The percentage of URM Associate Members in relation to total associate membership has ranged from 10% to 13% over the past five years.
- Of the 437 full Members and Members Emeritus, 27 (6%) are URMs. The percentage of URM full Members has steadily increased since 2017.
- The percentage of URM Fellows and Fellows Emeritus in relation to all Fellows and Fellow Emeritus has also remained steady over the past 5 years.



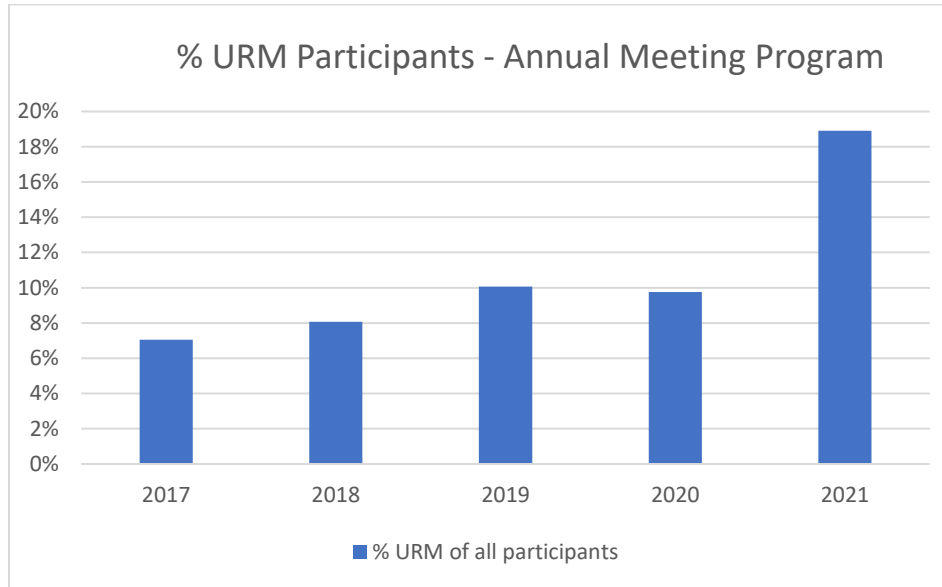
Travel Awardee Data:

- Over the past 5 years, the number of URM travel award applicants has increased from 25 to 63 for a total increase of 38 applications.
- The number of URM applicants who received a travel award has not increased proportionately. Eight (32%) of 25 applicants received a travel award in 2013 while only seventeen (27%) of 63 applicants received an award in 2021.



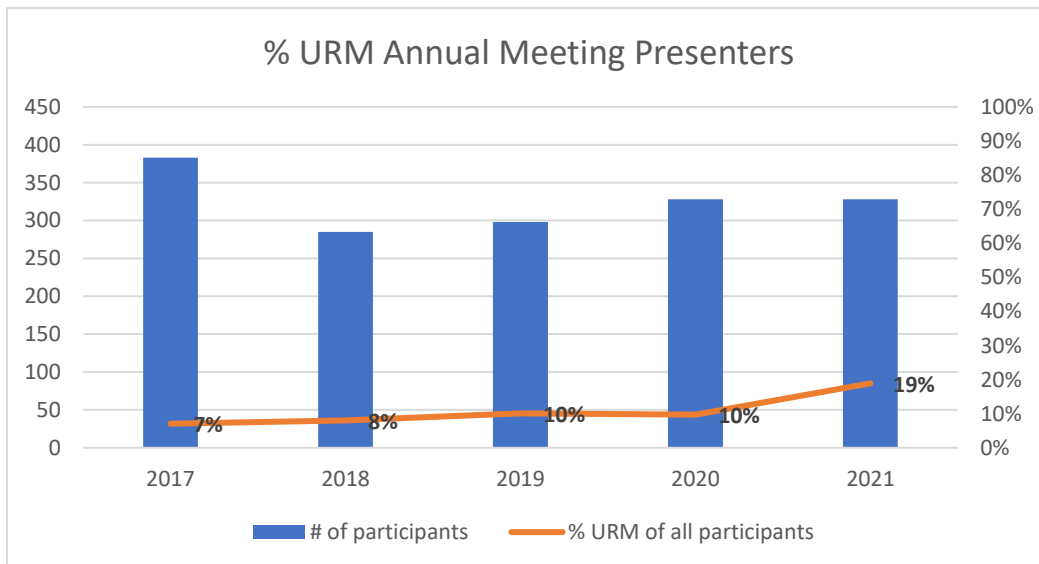
URM Speakers in the Annual Meeting:

- The number of URM speakers in the annual meeting has increased from 14 in 2016 to 62 in 2021.
- That is an increase from 4% to 19%; URM speakers as a % of all speakers.



Annual Meeting Presenters:

- The number of URM annual meeting presenters has ranged from 7% in 2016 to 19% in 2021.
- Of the (62) URM participants in 2021, there are (29) African American, (28) Hispanic Islander, (0) Pacific Islander and (1) Native American. and (4) White/Hispanic.



URM Membership Applications:

- URM applications for associate membership continue to be higher than URM applications for full membership. Between 2015 and 2021, applications for associate membership range from 6% to 12% of all applications received for associate membership. During the same period, applications for full membership ranged from 2% in 2019 to a high of 12% in 2020.
- From 2015 to 2021, the acceptance rate of URM applicants into associate membership averages 80%. The overall associate membership acceptance rate averages 48%. The acceptance rate for URM applicants into full membership averages 75%. This compares to the average acceptance rate for associate membership of 65% and the average acceptance rate for full membership of 58%.

