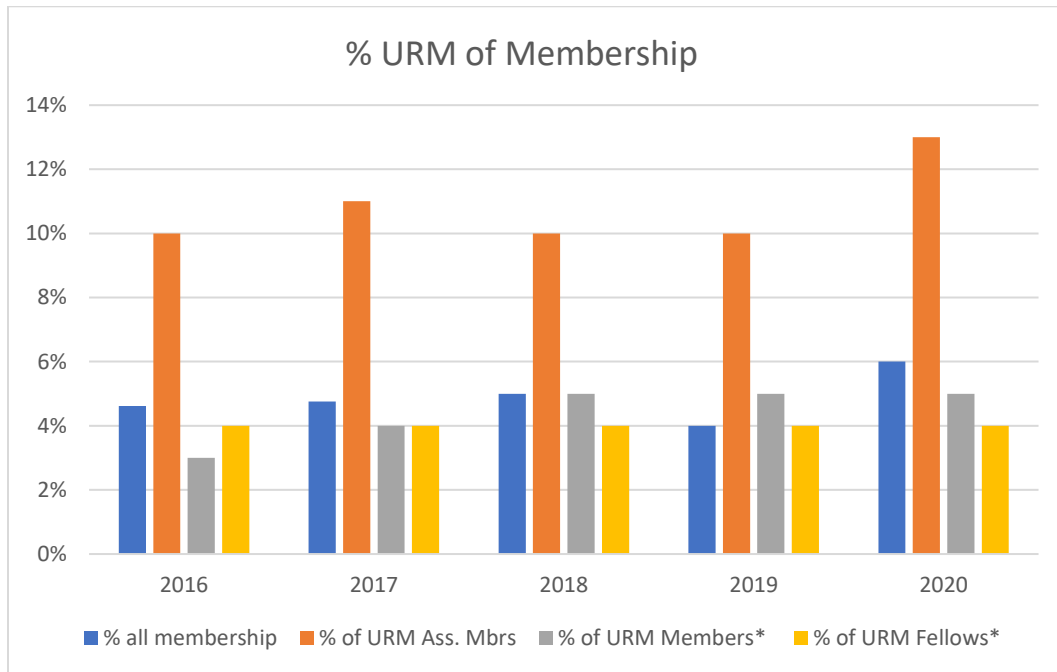


## 2020 ACNP Under-Represented Minority Statistics

The following information updates some key data for under-represented minorities in the College:

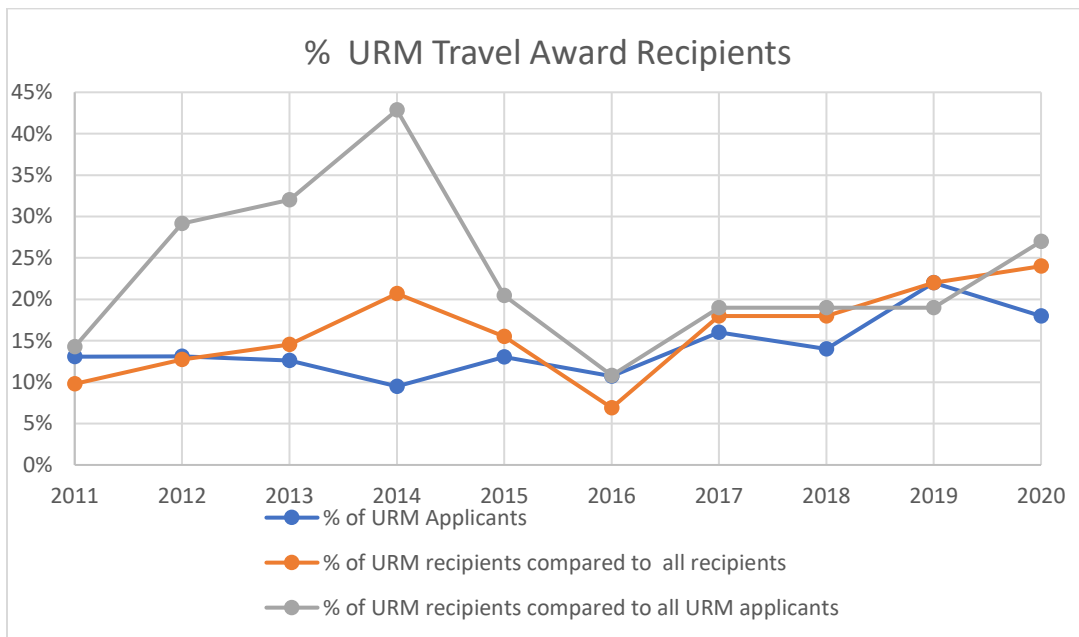
### Membership Numbers:

- From 2016 to 2020 the number of URM members has increased from 4% to 6% of our total membership.
- The percentage of URM Associate Members in relation to total associate membership has ranged from 10% to 13% over the past five years.
- Of the 435 full Members and Members Emeritus, 23 (5%) are URMs. The percentage of URM full Members has remained steady since 2016.
- The percentage of URM Fellows and Fellows Emeritus in relation to all Fellows and Fellow Emeritus has also remained steady over the past 5 years.



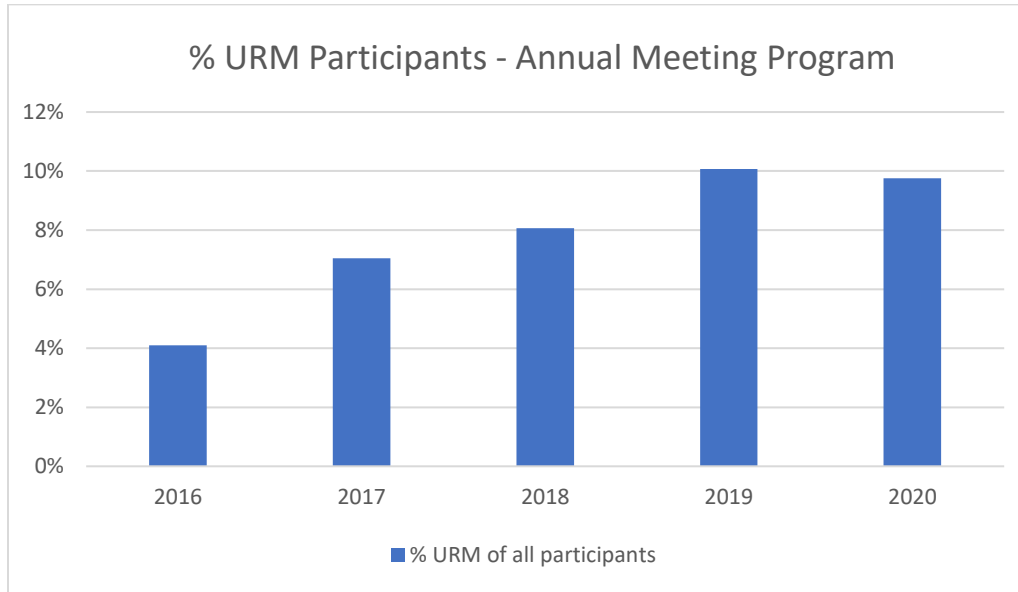
**Travel Awardee Data:**

- Over the past 5 years, the number of URM travel award applicants has increased from 25 to 52 for a total increase of 27 applications.
- The number of URM applicants who received a travel award has not increased proportionately. Eight (32%) of 25 applicants received a travel award in 2013 while only thirteen (27%) of 48 applicants received an award in 2020.



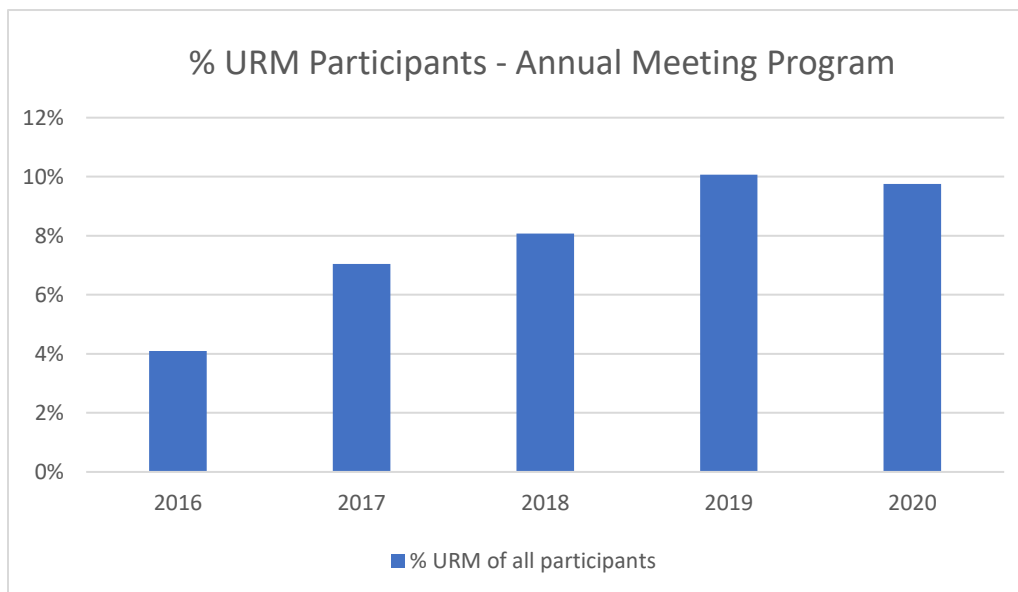
### **URM Speakers in the Annual Meeting:**

- The number of URM speakers in the annual meeting has increased from 14 in 2016 to 32 in 2020.
- That is an increase from 4% to 10%; URM speakers as a % of all speakers.



### **Annual Meeting Participants:**

- The number of URM annual meeting participants has ranged from 4% in 2016 to 10% in 2020.
- Of the (32) URM participants in 2020, there are (7) African American, (23) Hispanic Islander, (0) Pacific Islander and (1) Native American. and (1) White/Hispanic.



### URM Membership Applications:

- URM applications for associate membership continue to be higher than URM applications for full membership. Between 2015 and 2020, applications for associate membership range from 6% to 12% of all applications received for associate membership. During the same period, applications for full membership ranged from 2% in 2019 to a high of 12% in 2020 when compared with all applications received for full membership.
- From 2015 to 2020, the acceptance rate of URM applicants into associate membership averages 79%. The overall associate membership acceptance rate averages 44%. The acceptance rate for URM applicants into full membership averages 71%.

