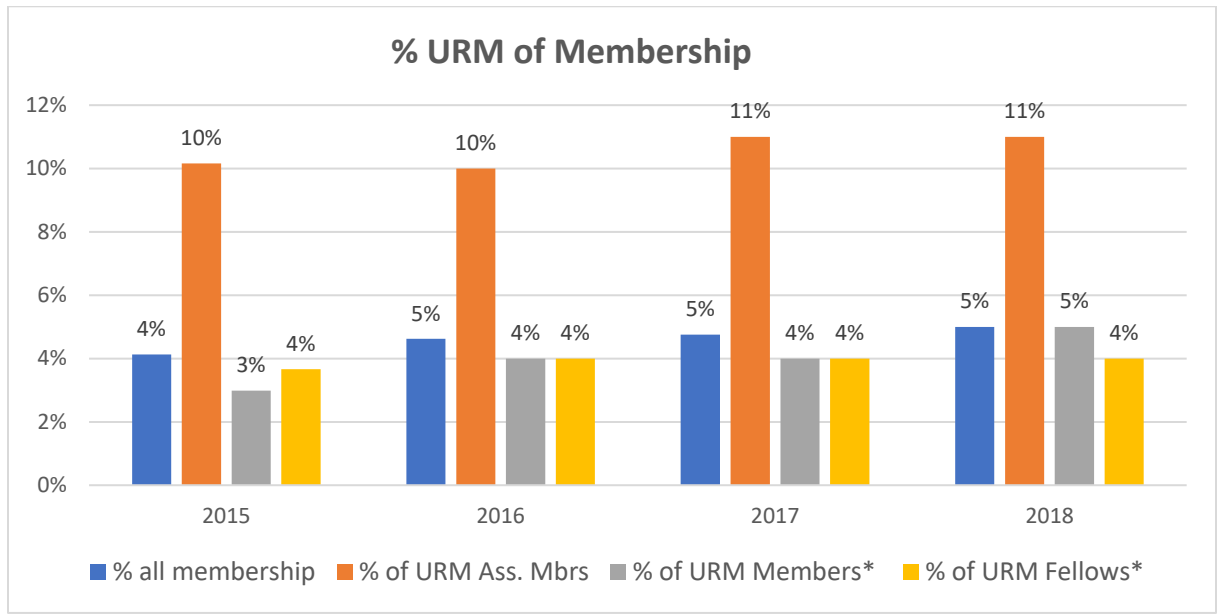


2019 ACNP Under-Represented Minority Statistics

The following information updates some key data for under-represented minorities in the College:

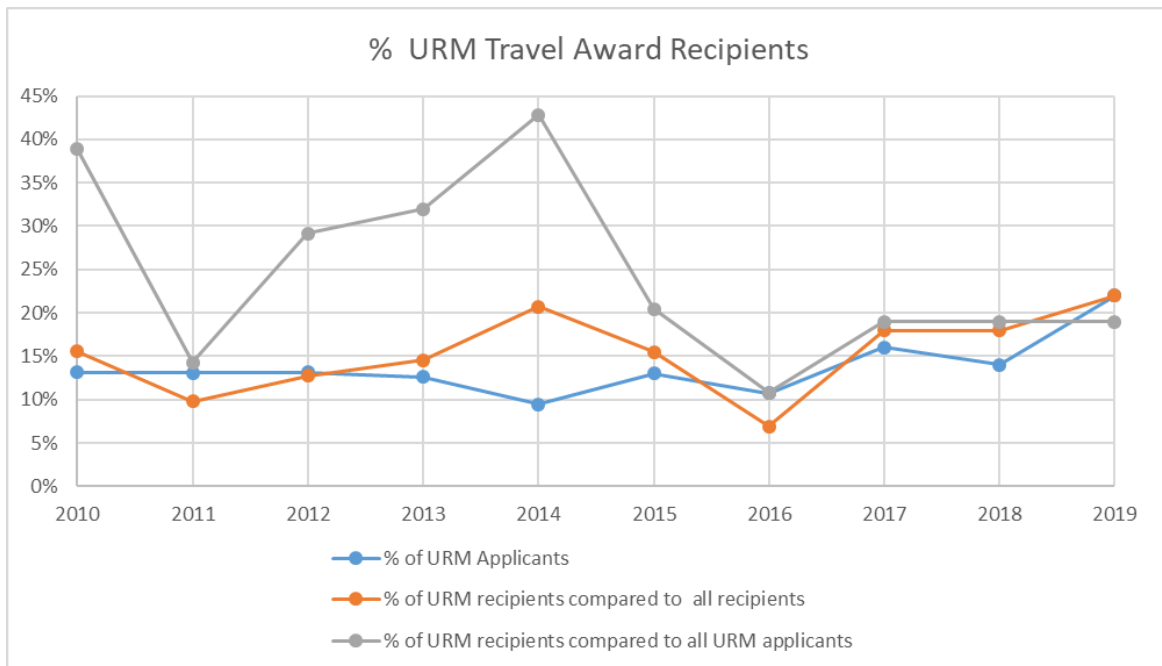
Membership Numbers:

- From 2014 to 2019 the number of URM members has increased from 4% to 6% of our total membership.
- The percentage of URM Associate Members in relation to total associate membership has ranged from 6% to 13% over the past five years.
- Of the 434 full Members and Members Emeritus, 20 (4%) are URMs. The percentage of URM full Members has remained steady since 2014.
- The percentage of URM Fellows and Fellows Emeritus in relation to all Fellows and Fellow Emeritus has also remained steady over the past 5 years.



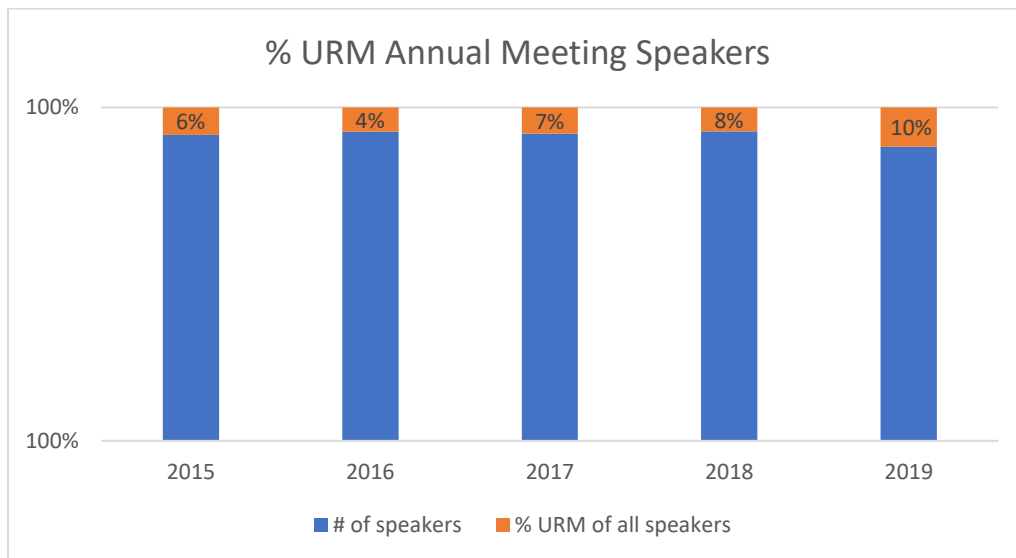
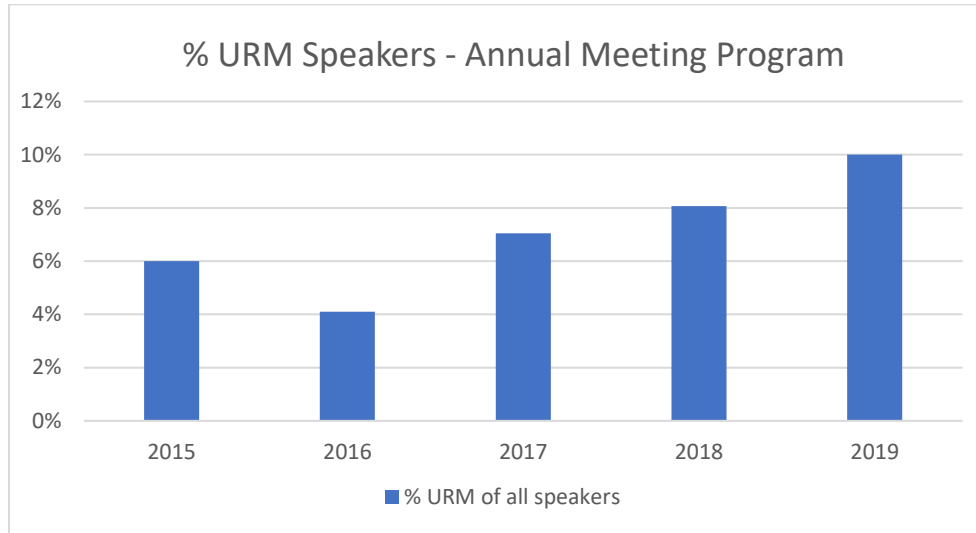
Travel Awardee Data:

- Over the past 5 years, the number of URM travel award applicants has increased from 25 to 69.
- The number of URM applicants who received a travel award has not increased proportionately. Eight (32%) of 25 applicants received a travel award in 2013 while only thirteen (22%) of 58 applicants received an award in 2019.



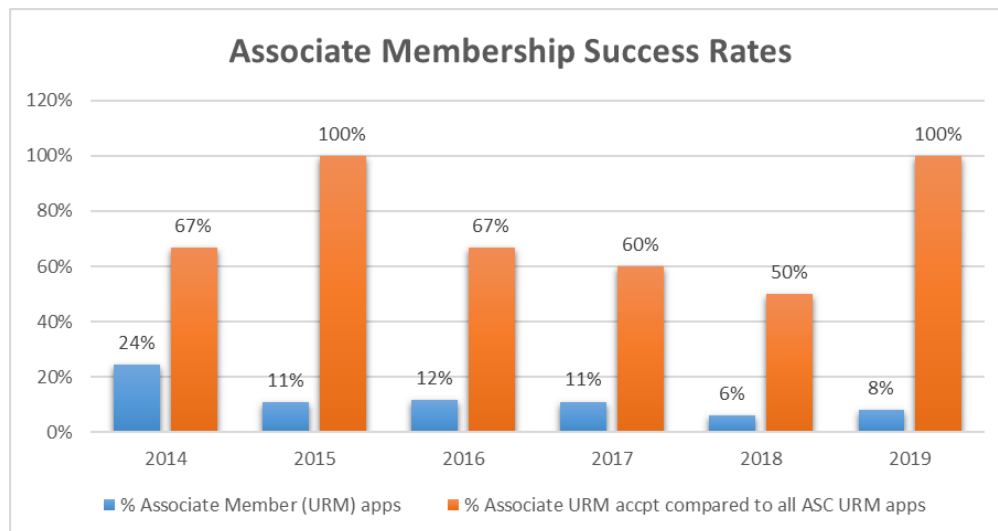
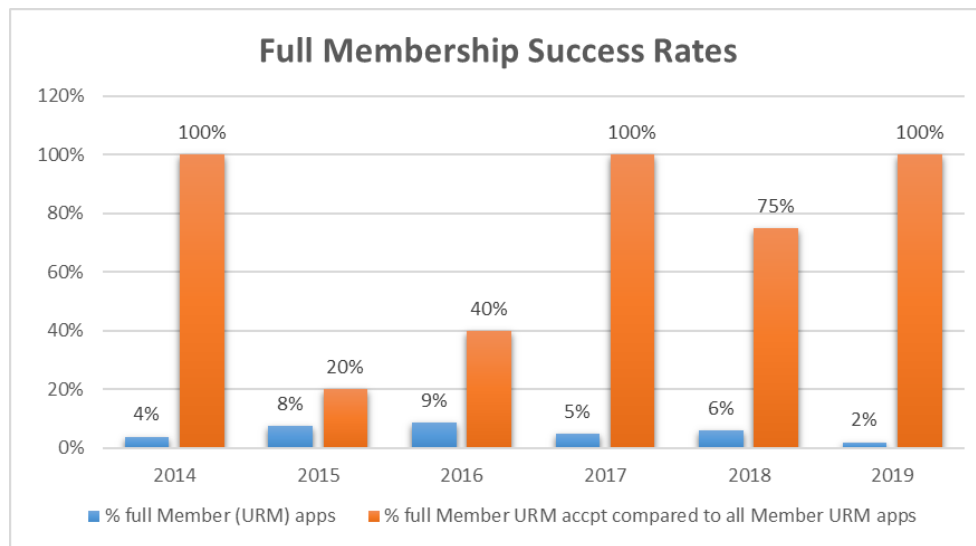
URM Speakers in the Annual Meeting:

- The number of URM speakers in the annual meeting has increased from 17 in 2014 to 30 in 2019.
- That is an increase from 4% to 10%; URM speakers as a % of all speakers.



URM Membership Applications:

- URM applications for associate membership continue to be higher than URM applications for full membership. Between 2014 and 2019, applications for associate membership range from 6% to 24% of all applications received for associate membership. During the same period, applications for full membership ranged from 4% in 2014 to a high of 9% in 2016 when compared with all applications received for full membership.
- From 2014 to 2019, the acceptance rate of URM applicants into associate membership averages 68%. The overall associate membership acceptance rate averages 55%. The acceptance rate for URM applicants into full membership averages 75%.



URM's Annual Meeting Attendance:

Total URM Attendees: 191 out of 1939 total attendees

- **African American 47 (2.35%)**
- **Hispanic 131 (6.56%)**
- **Native American 7 (.35%)**
- **Pacific Islander 6 (0.30%)**

